



The new **SEAT**
Ateca



Where
to next?

The world doesn't stand still. And neither do you. Every challenge is an opportunity to try something new. Be curious. Keep pushing forward.

It's the way we live too. SEAT is a brand born in Barcelona. Inspired by colour and light. Fuelled by creative energy and optimism. We're here to make it easier for you to move the way you want to. So, where shall we go.

The new SEAT Ateca has been redesigned to give an all-improved, more robust feel. Positively moving forward — the same great SUV, specially adapted for bigger living and uncharted territories. A true embodiment of versatility and freedom: with a modern sportive design as standard and advanced tech features to get you out into the world larger than ever. Give yourself the space you need. Exploration fulfilled, with a bigger, bolder outlook. Ready for endless possibilities, where will it take you?

Live large.



Our global range of cars and product specifications varies from country to country. Please, visit your local SEAT website to know more about the product offer available for you.

Wherever you go,
bring a touch of sportiness
to the party.

Boasting a larger Front Grille and Nuclear Grey Machine 19" wheels for better handling and performance. Hidden exhaust pipes framed in black give it a subtly sophisticated charm. All signed off with the hand-written name badge. The SEAT Ateca is bold and ready for any adventure it might take you on.



Our global range of cars and product specifications varies from country to country. Please, visit your local SEAT website to know more about the product offer available for you.

EXTERIOR DESIGN



INTERIOR DESIGN

Our global range of cars and product specifications varies from country to country. Please, visit your local SEAT website to know more about the product offer available for you.

Want that Nordic feel? Cosy, smart and sophisticated. Then try the XPERIENCE trim with its high-quality materials, door panels & central console in a light wood finish. With four trims and lots of customised choices to be made, you can find the right touch and make your car's interior the way you want it.

Have it your way.

There's a whole new world to discover.

The more you see, the more you know. The new and bigger SEAT Navi system with a 9.2" screen splits into 3 panels for easier access and visibility while you focus on the drive ahead. Combine style and efficiency with 100% Full LED in front and rear lights and indicators.



Our global range of cars and product specifications varies from country to country. Please, visit your local SEAT website to know more about the product offer available for you.

TECHNOLOGY



CONNECT

Knowledge is power.

SEAT CONNECT online services help keep you in touch with your world. Feel more relaxed and safer while you're behind the wheel. And connect to it all easily, through the radio or your SEAT Navi System, Customer web portal or SEAT CONNECT App. Stay on track. Keep connected.

Please note: The availability of SEAT CONNECT services may vary depending on your country, vehicle and vehicle equipment.

Remote access.

For a life lived on the move. Manage your vehicle from wherever you are. Check its location and fuel level on your smartphone and set your ideal temperature before you even get in.

Online infotainment.

When you're fully connected the possibilities are endless. Calculate the distance to your destination, receive real-time updates on road conditions and find the nearest available parking space.

Safety & Service.

Emergency Call and online roadside assistance ensure you feel good while driving. Always on. Always safe. Being fully connected gives you peace of mind. Wherever you are.


Our global range of cars and product specifications varies from country to country. Please, visit your local SEAT website to know more about the product offer available for you.

Get by with a little help from your car.



Climacoat.

For comfort and convenience all year round. The heated windshield defrosts in under 3 minutes while reflecting the sun to maintain a comfortable interior temperature in summer, minimising air-conditioning consumption and reducing glare to improve occupant safety and well-being.



Heated steering wheel.

For increased comfort and control. Guaranteeing optimal driving safety, even in the most extreme of driving conditions.





Pre-crash Assist.

For increased comfort and control. Guaranteeing optimal driving safety, even in the most extreme of driving conditions.

Enjoy worry-free driving.

Today's driver has more things than ever to watch out for on the roads. That's why the SEAT Ateca comes with the latest safety features to let you focus on what's important. The ride.



Travel Assist.

For total control at your fingertips. Travel Assist combines Adaptive Cruise Control and Lane Assist at the touch of a button. And warns you when detecting your hands are not on the wheel.



Predictive ACC.

Equipped with a semi-automatic driving assistant that adjusts your speed according to traffic and keeps you in lane. ACC predictive uses maps as well as the Traffic Sign Recognition function: integrating speed limits and road signs en route, making sure you keep to the right speed while cruising.

Robust, reliable, quality.

The essence of off-road freedom and adventure blended with high-quality interior design features to give you complete comfort. Get out and explore with pure confidence, the XPERIENCE trim combines a robust front grille with dynamic side mouldings and a front spoiler in reflex silver for a bolder look. Inside the cabin? A select Nordic interior with finely crafted stitching and detailing — true home comfort no matter where you get to.



Drive Profile.

Adventure demands versatility. Driving modes fit for every road: Eco, Normal, Off-road, Snow or Sport, each profile influences engine responsiveness, steering, ambient lighting and engine sound, so you can always get the best out of your SEAT Ateca.

Organic illumination.

Out into the wide. Let it shine on in. A full spectrum, roof spanning window that bathes the SEAT Ateca's stylish interior in glorious natural light.

XPERIENCE trim.

Our global range of cars and product specifications varies from country to country. Please, visit your local SEAT website to know more about the product offer available for you.

Time for passion?

The FR trim offers optimum performance: lustrous, sportive design with a character to match. Energetic, powerful and vibrant. With Cosmo grey detailing and dynamic blinkers. A chrome-framed simulated double-exhaust pipe and embossed fabric upholstery in the cabin — propelled forward by high-performance alloy wheels for serious driving euphoria.



Reinforced style.

Every little detail. A full-bodied, moulded bumper in Cosmo grey with a sports-inspired exhaust pipe.



A hardy front grille.

It's all about how you go forward. Confidently cutting through with a powerful front grille.



FR trim.

Right here
in the moment.

Complete with urban optimism, the Style trim exemplifies the confidence that comes from elegance and autonomy. Full LEDs, alloy wheels and simulated exhaust pipes, gracefully topped off with the Ateca name in handwritten lettering at the rear of the car.



Fully entertained.

Satisfaction en route. The updated, larger 8.25" Media System+ gives you easy integrated access to a range of functionalities: maps, music and connection to your smartphone.



Contemporary touch.

Style on the out, style on the in. Plush fabric, Cloth Comfort upholstery: tactile and timeless. With adjustable front armrests for total comfort and sophistication.

Style trim.

Our global range of cars and product specifications varies from country to country. Please, visit your local SEAT website to know more about the product offer available for you.

Getting better every day.

Easy driving, robust and reliable all-round. Bold characteristics built to last, the Reference trim offers safety, space and access to a wide range of modern functionalities, an SUV for contemporary living.



Complete momentum.

Get there in style with 16" Brilliant silver alloy rims as standard.



Cosy, relaxed driving.

It's all about the feel. With a leather steering wheel that augments driver comfort and makes every trip a dream.



Reference trim.

Wheels.

16"



DESIGN 16"
BRILLIANT SILVER
R

17"



DYNAMIC 17"
BRILLIANT SILVER
St



DYNAMIC 17"
36/1 NUCLEAR GREY MACHINED
St

18"



PERFORMANCE 18"
36/8 NUCLEAR GREY MACHINED¹
St XP

19"



EXCLUSIVE 19"
36/4 NUCLEAR GREY MACHINED
XP



EXCLUSIVE 19"
36/5 AERO NUCLEAR GREY MACHINED
XP

18"



PERFORMANCE 18"
36/2 NUCLEAR GREY MACHINED
St XP



PERFORMANCE 18"
BRILLIANT SILVER
XP



PERFORMANCE 18"
BRILLIANT SILVER
FR



PERFORMANCE 18"
36/3 COSMO GREY MACHINED
FR

19"



EXCLUSIVE 19"
36/9 COSMO GREY MACHINED²
FR



EXCLUSIVE 19"
36/6 AERO COSMO GREY MACHINED
FR



EXCLUSIVE 19"
36/7 COSMO GREY MACHINED¹
FR



EXCLUSIVE 19"
36/10 GLOSSY BLACK
FR

Reference R
Style St
XPERIENCE XP
FR FR
Serial
Optional

¹SOP 4/8/20.
² With decorative inserts.

Colours.

Reference **R**
Style **St**
XPERIENCE **XP**
FR **FR**
Serial **■**
Optional **■**

¹ Soft
² Metallic
* Exterior mirror in
Cosmo Grey for FR trim



BILA WHITE¹ **R St XP**



NEVADA WHITE² **R St XP FR**



BRILLIANT SILVER² **R St XP**



RODIUM GREY² **R St XP FR**



CRYSTAL BLACK² **St XP FR**



MAGIC BLACK² **R St XP**



DARK CAMOUFLAGE² **St XP FR**



LAVA BLUE² **R St XP**



ENERGY BLUE¹ **R St XP FR**




VELVET RED² **St XP FR**

Our global range of cars and product specifications varies from country to country. Please, visit your local SEAT website to know more about the product offer available for you.




Upholstery.



CLOTH BLACK / GREY (AS)

R



CLOTH BLACK / DALLAS / OLOT (BK)

St




DINAMICA® BLACK¹ (BK+PL7)

St



LEATHER BLACK¹ (BL+WL1)

XP



CLOTH NILO / DINAMICA® BLACK (BM)

FR



LEATHER BLACK¹ (BK+WL1)

St



CLOTH NORDIC / DINAMICA® BLACK (BL)

XP




DINAMICA® BLACK¹ (BL+PL7)

XP



DINAMICA® BLACK² (BM+PL7)

FR



LEATHER BLACK² (BM+WL1)

FR

Reference **R**
Style **St**
XPERIENCE **XP**
FR **FR**
Serial **FR**
Optional **FR**

¹ Dark Silver stitching for Style and XP trims.
² Lava Red stitching for FR trim.

Our global range of cars and product specifications varies from country to country. Please, visit your local SEAT website to know more about the product offer available for you.



Accessories.

Ski rack.

How do you make the most of winter? The rack can carry up to 6 pairs of skis or 4 snowboards and comes with soft rubber pads to protect equipment during transport.

Roof box.

Big plans? These weather-resistant roof boxes come in a range of 400l to 460l, support up to 50 kg of weight and use a double-opening system so you can easily access your gear. Easily attach it to the roof bars, even with a sunroof. Transport solutions taken care of.

Towing bike rack.

Taking on the road on 2 wheels? With the towing bike rack, you can transport up to 3 bikes with an extension set. It's even adapted for e-bikes. Tailored to your SEAT, it complies with all our quality tests. And with an easy-loading tilt system, you'll be on your way to the trails, or the winding road, in no time.



Environmental information.

SEAT's technical development environmental objectives

 Climate protection.  Preservation of resources.  Health protection.



Air quality

Diesel engines incorporate an optimised exhaust gas treatment system to further minimise NOx emissions (AdBlue twin dosing).



Seats

The use of new PUR foam formulations reduces the emission of volatile organic compounds (VOCs) in the cabin interior by up to 50%.



Renewable and recycled materials

Use of renewable materials (cotton, natural rubber and cellulose) and recycled materials (plastics) in various parts of the vehicle.



SEAT Eco Drive Profile

ECO Mode allows a driving style that respects the environment, modifying engine and transmission parameters in order to reduce fuel consumption and emissions.



Lights

100% LED headlights and rear lights significantly reduce electrical consumption and increases the life and effectiveness of the lights.



Acoustics

All versions incorporate a double-seal system on the doors, which reduces noise levels and enhances comfort.



Tyres

Low rolling resistance tyres provide an average 20% reduction of the rolling resistance coefficient.



Engines

By using a modular configuration system to reduce components and assemblies, the Ateca's engines are up to 30% lighter, contributing to the efficiency and overall fuel consumption of your car. Acoustic improvements have also been made throughout all our engines to decrease noise pollution on the road.

Our global range of cars and product specifications varies from country to country. Please, visit your local SEAT website to know more about the product offer available for you.

Your
technical
bit.

Data &
equipment.



Our global range of cars and product specifications varies from country to country. Please, visit your local SEAT website to know more about the product offer available for you.

Ateca.

- Standard
- Optional
- Not available

¹ With airbag deactivation for front passenger.
² Available for Reference with Reference Pack.
³ Not available in combination with other Safe & Driving packs.
Requires Convenience Pack.
⁴ Requires LED interior illumination pack.
⁵ Roof rails available for trim Style with Style Black Pack or Style Chromed Pack.

Our global range of cars and product specifications varies from country to country. Please, visit your local SEAT website to know more about the product offer available for you.

Safety	Reference	Style	XPERIENCE	FR
3-point seat belts in front and rear	●	●	●	●
Seat belt reminder	●	●	●	●
Child seat anchor for child seat system ISOFIX	●	●	●	●
7 Airbags: 2 front, 2 front side, 2 curtain and 1 knee airbag ¹	●	●	●	●
Electronic Stabilization Programme (ESP)	●	●	●	●
Speed limiter	●	-	-	-
Cruise Control System (CCS) with speed limiter	○ ²	●	●	●
Breakdown kit	●	●	●	●
Safety equipments: Front Assist + City Emergency Braking + Pedestrian Protection + Hill Hold Control + Tiredness Recognition System + Tyre pressure warning light	●	●	●	●
Safe and Driving Pack M for Media System+³: Adaptive Cruise Control (ACC) + Lane Assist + High Beam Assist + Front Assist including city automatic emergency braking	-	○	○	○
Safe and Driving Pack M2 for Media System+ or Navi System+³: Side Assist + Exit Assist	-	○	○	○
Safe and Driving Pack L for Media System+³: Adaptive Cruise Control (ACC) + Lane Assist + High Beam Assist + Side Assist + Exit Assist + Front Assist including city automatic emergency braking + Pre-Crash System	-	○	○	○
Safe and Driving Pack L for Navi System+³: Predictive Adaptive Cruise Control (ACC) + Lane Assist + High Beam Assist + Traffic Sign Recognition + Side Assist + Exit Assist + Front Assist including city automatic emergency braking + Pre-Crash System	-	○	○	○
Safe and Driving Pack XL for Media System+³: Light Assist + Travel Assist with Hands Off Detection + Adaptive Cruise Control + Exit Assist + Emergency Assist + Side Assist and Lane Assist Plus with lane central guidance and heated steering wheel	-	○	○	○
Safe and Driving Pack XL for Navi System+³: Light Assist + Travel Assist with Hands Off Detection + Predictive Adaptive Cruise Control + Side Assist + Exit Assist + Emergency Assist + Traffic Sign Recognition and Lane Assist Plus with lane central guidance and heated steering wheel	-	-	○	○

Safety	Reference	Style	XPERIENCE	FR
Safe and Driving Pack XL for Navi System+³: Light Assist + Travel Assist with Hands Off Detection + Predictive Adaptive Cruise Control + Side Assist + Exit Assist + Exit Warning + Emergency Assist + Traffic Sign Recognition and Lane Assist Plus with lane central guidance and heated steering wheel	-	-	○	○
Exterior				
Exterior mirrors in body colour	●	●	●	●
Rear spoiler	-	-	-	●
Panoramic sunroof ⁴	-	○	○	○
Bumpers with trim specific designs: Black with Chromed inserts for Style, off-road chromed for XPERIENCE and Cosmo Grey sport for FR	-	●	●	●
Additional wheel arch and side sill mouldings	-	-	●	●
Dark-tinted rear windows	-	○	●	●
Black roof rails ⁵	-	○	-	●
Chromed roof rails ⁵	-	○	●	○
Black window frames	●	●	-	●
Chromed window mouldings	-	○	●	○
Style Black Pack: Black roof rails and wheel arch mouldings	-	○	-	-
Style Chromed Pack: Chromed roof rails, chromed window frames and black wheel arch mouldings	-	○	-	-
FR Chromed Pack: Chromed roof rails, chromed window frames and body-coloured wheel arch mouldings	-	-	-	○
Design 16" 36/1 alloy wheels	●	-	-	-
Dynamic 17" 36/1 alloy wheels	-	●	-	-
Dynamic 17" 36/1 Machined alloy wheels in Nuclear Grey	-	○	-	-
Performance 18" 36/2 alloy wheels	-	-	●	-
Performance 18" 36/2 Machined alloy wheels in Nuclear Grey	-	○	○	-
Performance 18" 36/3 alloy wheels in Cosmo Grey	-	-	-	●
Performance 18" 36/3 Machined alloy wheels in Cosmo Grey	-	-	-	○

● Standard
○ Optional
– Not available

⁶ Available from w.48, 2020.
⁷ Not available with engine 1.0 TSI 81kW (110HP).
⁸ Available for alloy wheels.
⁹ Only available for standard alloy wheels Dynamic 17" 36/1.
Not available with engine 2.0 TSI 140kW.
¹⁰ Includes trim specific details.
¹¹ Requires leather seats or Dinamica® Black seats and Winter Pack.
Not available with Storage Pack.
¹² Without central armrest for Reference trim.
¹³ Includes Air Quality Sensor (AQS) and Air Care.
¹⁴ Not available with Electric driver seat.
¹⁵ Requires Emergency spare wheel 18".
¹⁶ Requires Keyless Advanced.

Our global range of cars and product specifications varies from country to country. Please, visit your local SEAT website to know more about the product offer available for you.

Exterior	Reference	Style	XPERIENCE	FR
Performance 18" 36/8 Machined alloy wheels in Nuclear Grey ⁶	–	○	○	–
Exclusive 19" 36/4 Machined alloy wheels in Nuclear Grey ⁷	–	–	○	–
Exclusive 19" 36/5 Machined aero wheels in Nuclear Grey ⁷	–	–	○	–
Exclusive 19" 36/6 Machined aero wheels in Cosmo Grey	–	–	–	○
Exclusive 19" 36/7 Machined alloy wheels in Cosmo Grey with decorative inserts	–	–	–	○
Exclusive 19" 36/10 alloy wheels in Glossy Black	–	–	–	○
All season tyres 16" ⁸	○	–	–	–
All season tyres 17" ⁹	–	○	–	–
Emergency spare wheel for 2WD with tool kit and jack	○	○	○	○
Emergency spare wheel for 4Drive with tool kit and jack and raised rear cargo area	–	○	○	○
Wheel bolts with unlockable anti-theft protection	○	○	○	○
Trailer towing device preinstallation	–	○	○	○
Electric trailer towing device, foldable	–	○	○	○
Rear nameplate and trim removal	○	○	○	○

Interior	Reference	Style	XPERIENCE	FR
Leather gearshift	●	●	●	●
Aluminium pedal cluster	–	–	–	●
Steering wheel with trim pin	–	–	●	●
Multifunctional sport leather steering wheel	●	●	●	●
Chormed interior inserts	–	●	●	●
Grey greenhouse	●	●	●	●
Black greenhouse	–	–	○	○
Cloth comfort seats ¹⁰	●	●	–	–
Nordic cloth with Dinamica® seats ¹⁰	–	–	●	●
Tech cloth with Dinamica® sport seats	–	–	–	●
Black leather seats with heated front seats, separately controlled ¹⁰	–	○	○	○
Black Dinamica® seats ¹⁰	–	○	○	○
Electric driver seat with memory function (including memory function for exterior mirrors) ¹¹	–	○	○	○
Manual height adjustment for left front seat	●	●	●	●
Manual height and lumbar adjustment for front seats	○	●	●	●
Front centre armrest	●	●	●	●
Unsplit rear seat bench, split folding backrest and central armrest with cupholders and boot access ¹²	●	●	●	●
Winter Pack: Alternator 140 A + Heated front seats + separately controlled + Heated multifunctional leather steering wheel	–	○	○	○
Heat-insulating windshield glass	●	●	●	●
Heat-insulating side and rear windows glass	●	●	●	●
Climacoat	–	○	○	○
Illuminated door step with trim details	–	–	●	●
Air conditioning	●	–	–	–
2-zone Climatronic ¹³	–	●	●	●
Fresh air intake system	–	●	●	●

Interior	Reference	Style	XPERIENCE	FR
Sun visors with cover and pocket on driver side	–	●	–	–
Sun visors with illuminated mirror and cover and pocket on driver side	–	–	●	●
Two reading lights in front	●	●	●	●
Two reading lights in rear	–	●	●	●
Interior light in footwell	–	●	–	–
LED interior illumination: Interior ambient lighting in 8 different colours and front LED lights in footwell	–	○	●	●
Drawer under right front seat and document holder under left front seat	–	●	●	●
Luggage pockets on backrest and spectacle tray	–	●	●	●
Divider net	–	○	○	○
Storage Pack¹⁴: Drawer under front seats + double boot floor + 2 side storage compartments	–	○	○	○

Electronics				
2× USB type C illuminated ports in front	●	●	●	●
2× USB type C ports in rear	–	●	●	●
12 V socket in front	●	●	●	●
Easy plug-in Pack: 230 V socket in boot + 12 V socket in boot	–	○	○	○
4 speakers	●	–	–	–
8 speakers	–	●	●	●
BeatsAudio™ sound system¹⁵: 9 premium speakers, a subwoofer box, a 340W amplifier and surround technology	–	○	○	○
Connectivity Box with wireless charger ¹⁶	–	○	○	○
Bluetooth®	–	●	●	●
Full Link for Media System+ with wired and wireless CONNECT App	○	○	○	○

Accessories.

● Standard
○ Optional
– Not available

¹⁷ Data not included. Connected car services (for Media System+) including private emergency call, safety services for 10 years and remote access for 1 year (after this period renewals are needed). Not compatible with Navi System+.

¹⁸ Requires Cartography with MapCare.

¹⁹ Requires Navi System+.

²⁰ Data not included. Optional, online radio functionalities. Requires SEAT CONNECT - Safety & Service, Remote access and Online infotainment services for Navi System+.

²¹ Data not included. Connected car services (for Navi System+) including private emergency call, safety services for 10y and remote access for 1y (after this period renewals are needed). Requires SEAT CONNECT - Media & Internet services.

²² Without Safelock.

²³ Requires alarm.

²⁴ Not available with hands-free electric tailgate or hands-free electric tailgate with Safe.

²⁵ Not available with engines 1.0 TSI 81kW (110HP) and 1.0 TSI 85kW (115HP). Driving profile mode "Off-road" only available for 4Drive.

²⁶ Not available with engines 1.0 TSI 81kW (110HP) and 1.0 TSI 85kW (115HP).

²⁷ Requires Winter Pack.

²⁸ Not available with Top View Camera and Trailer Assist.

²⁹ Not available with Trailer Assist.

³⁰ Requires electric trailer towing device. Not available with Park Assist.

Our global range of cars and product specifications varies from country to country. Please, visit your local SEAT website to know more about the product offer available for you.

Electronics	Reference	Style	XPERIENCE	FR
Full Link for Navi System+ with wired and wireless Media Control	–	○	○	○
Onboard Computer with multifunction colour display	●	●	●	●
SEAT Digital Cockpit 10.25"	–	○	○	○
Antenna for FM reception only	●	●	●	●
Digital Audio Broadcasting (DAB) with digital radio reception	●	●	●	●
SEAT Media System+ 8.25"	●	●	●	●
SEAT CONNECT - Safety & Service and Remote access services (for Media System+)¹⁷: Online services with OCU + Private emergency call system	●	●	●	●
Navi System+ 9.2"¹⁸: WLAN connectivity + 3D Navigation and Natural Voice Control	–	○	○	○
Cartography for Europe with MapCare ¹⁹	–	○	○	○
SEAT CONNECT - Media & Internet services (for Navi System+)²⁰: Standard navigation system with media and internet package	–	●	●	●
SEAT CONNECT - Safety & Service, Remote access and Online infotainment services (for Navi System+)²¹: Online services with OCU + Private emergency call system	–	●	●	●
Alarm with Safelock	○	○	○	○
Central locking system Keyless Go ²²	●	●	–	–
Keyless Advanced ²²	–	○	●	●
Keyless Advanced with Safelock ²³	–	○	–	–
Electric tailgate unlocking from inside	●	●	●	●
Electric tailgate ²⁴	–	○	○	○
Virtual Pedal ²²	–	○	○	○
Virtual Pedal with Safe ²³	–	○	○	○
Electronic parking brake	●	●	●	●
Electronic Differential Lock System (XDS)	●	●	●	●
SEAT Drive Profile with Driving Experience Button²⁵: Dynamic steering and conventional shock absorber + Driving profile modes: ECO, Sport, Individual, Off-road and Snow	–	○	●	●

Electronics	Reference	Style	XPERIENCE	FR
Drive Profile with Dynamic Chassis Control (DCC)²⁶: Front stabiliser, front and rear shock absorbtion, rear stabiliser, driving profile selection and DCC	–	○	○	○
Power-adjustable exterior mirrors	●	–	–	–
Power-adjustable and heated exterior mirrors with front passenger lowering function and Welcome light "HOLA"	–	●	●	●
Dimming breakaway interior rearview mirror	●	●	●	●
Windshield wiper intermittent control with potentiometer (four speeds)	●	●	●	●
Heated washer nozzles ²⁷	–	○	○	○
Power-windows with comfort operation and circuit breaker	●	●	●	●
Single-tone horn	●	●	–	–
Two-tone horn	–	–	●	●
Automatic headlight range control	●	●	●	●
FULL LED headlights with lens	●	●	●	●
LED front fog lights with cornering function	–	●	●	●
Rear LED lights	●	●	–	–
Rear FULL LED lights with dynamic indicators	–	○	●	●
Separate daytime running lights	●	●	●	●
Rear park distance control	○	●	●	●
Rear View Camera ²⁸	–	○	○	○
Top View Camera ¹⁹	–	○	○	○
Park Assist with parallel parking assistant ²⁹	–	○	○	○
Trailer Assist ³⁰	–	○	○	○
Reference Pack: Bluetooth®, leather gearshift + Cruise Control System (CCS) + Fresh air intake system + 2-zone Climatronic	○	–	–	–
Convenience Pack: Rain & light sensor with Coming & Leaving Home + windshield wiper intermittent control and electrochromic frameless interior mirror	–	○	●	○

Equipment	
Ski rack	000071129T
Roof box	000071200AG
Roof bars	575071151
Towing bike rack	000071128G

Ateca.

The data shown
is provisional

Engine	1.0 EcoTSI 115 HP (85 kW) MQ-6 Start/Stop¹	1.4 EcoTSI 150 HP (110 kW) AQ300 Start/Stop	1.5 EcoTSI 150 HP (110 kW) MQ-6 Start/Stop DSG-7 Start/Stop	2.0 EcoTSI 190 HP (140 kW) DSG-7 4Drive Start/Stop²
Cylinder/Valve [Total]	3/12	4/16	4/16	4/16
Displacement [cc]	999	1,395	1,498	1,984
Cylinder bore and stroke [mm]	74.5/76.4	74.5/80.0	74.5/85.9	82.5/92.8
Compression ratio	10.5	10.5	10.5	11.65
Maximum power [kW (HP)]/rpm	85 [116]/5,000 - 5,500	110 [150]/5,000	110 [150]/5,000 - 6,000	140 [190]/4,200 - 6,000
Maximum torque [Nm/rpm]	200/2,000 - 3,500	250/1,500 - 3,500	250/1,500 - 3,500	320/1,500 - 4,100
Fuel supply system	TSI Direct Injection	TSI Direct Injection	TSI Direct Injection	TSI Direct Injection
Ignition	Electronic map-controlled ignition	Electronic map-controlled ignition	Electronic map-controlled ignition	Electronic map-controlled ignition
Atmospheric/Supercharged	Turbocharged	Turbocharged	Turbocharged	Turbocharged
Fuel type	ROZ 95	ROZ 95	ROZ 95	ROZ 95
Oil capacity at initial fill [l]	4.3	4.5	4.5	4.5
Emission control	EU6 DG	EU6 W	EU6 AP	EU6 DG
Alternator [A]	110 - 140	110 - 180	110 - 180	110 - 180
Battery [Ah/A]	59 - 68/320 - 380	59 - 68/320 - 380	59 - 68/320 - 380	59 - 68/320 - 380
Performance				
Maximum speed [km/h]	183 [5]	-	200 [5]	212 [5]
Acceleration 0-80 km/h [s]	7.1	-	5.9 6.0	4.7
Acceleration 0-100 km/h [s]	10.7	-	8.5 8.6	7.1
Acceleration 80-120 km/h [s] at V. max. Gear	12.3	-	10.3 9.6	9.2
Acceleration 1000 m [s]	32.7	-	30.0 30.2	28.4
Fuel consumption				
Urban [l/100 km]	-	-	-	-
Extra urban [l/100 km]	-	-	-	-
Combined [l/100 km] NEFZ	-	-	-	-
Combined [l/100 km] WLTP	-	-	-	-
CO₂ mass emission				
CO₂ Urban [g/km]	-	-	-	-
CO₂ Extra urban [g/km]	-	-	-	-
CO₂ Combined [g/km] NEFZ	-	-	-	-
CO₂ Combined [g/km] WLTP	-	-	-	-
Transmission				
Gearbox type	MQ200-6F	AQ300-8F	MQ281-6F DQ200-7F	DQ381-7A
Ratios	I 3.769	-	3.750 3.500	3.400
	II 1.947	-	1.952 2.087	2.750
	III 1.281	-	1.200 1.343	1.767
	IV 0.973	-	0.925 0.933	0.925
	V 0.778	-	0.767 0.974	0.705
	VI 0.642	-	0.652 0.778	0.755

Transmission	1.0 EcoTSI 115 HP (85 kW) MQ-6 Start/Stop¹	1.4 EcoTSI 150 HP (110 kW) AQ300 Start/Stop	1.5 EcoTSI 150 HP (110 kW) MQ-6 Start/Stop DSG-7 Start/Stop	2.0 EcoTSI 190 HP (140 kW) DSG-7 4Drive Start/Stop²
	VII -	-	- 0.653	0.635
	VIII 1.458	-	3.750 1.826	2.750
	R 4.353	-	3.944 4.800	4.471
Group 1 ratio	-	-	3.944 3.429	3.304
Group 2 ratio	-	-	- 4.500	-
Group 3 ratio	-	-	-	-
Speed 1000 rpm in IV/V/VI/VII [km/h]	-	-	-	-
Chassis				
Front suspension	Independent type McPherson, coil springs and hydraulic shock absorber			
Rear suspension	Semirigid axle, coil springs and hydraulic shock absorber			Multilink axle, coil springs and hydraulic shock absorber
Steering System	R-EPS (Rack Electric Power System); in XPERIENCE and FR: Progressive steering			
Turning diameter [m]	10.8	10.8	10.8	10.8
Brake system	Dual hydraulic circuit and brake system diagonal split with brake booster			
Front/Rear brake type	Front ventilated disc brakes and rear solid disc brakes			
Front brakes [mm]	Ø 312×25	Ø 312×25	Ø 312×25	Ø 312×25
Rear brakes [mm]	272×10	272×10	Ø 272×10	Ø 272×10
Wheels				
Rims	6J×16 ET43/7J×17 ET45 7J×18 ET45	-	7J×17 ET45 - 7J×18 ET45 - 8J×19 ET45 7J×17 ET 45 - 7J×18 ET45 - 8J×19 ET45	7J×18 ET45 - 8 J×19 ET45
Tyres	215-60 R16 95V/215-55 R17 94V 215-50 R18 92W	-	215-55 R17 94V/215-50 R18 92W/235-40 R19 96Y 215-55 R17 94V/215-50 R18 92W/235-40 R19 96Y	225-50 R18 95W - 245-40 R19 94W
Dimensions				
Body type	A-SUV	A-SUV	A-SUV	A-SUV
Length/width/height [mm]	Front: 4,381/1,841/1,601 (roof) - 1,615 (roof rails)	-	Front: 4,381/1,841/1,601 (roof) - 1,615 (roof rails)	Allroad: 4,381/1,841/1,611 (roof) - 1,625 (roof rails)
Wheelbase [mm]	Front: 2,638	-	Front: 2,638	Allroad: 2,630
Track front/rear [mm]	Front: 1,576 - 1,541	-	Front: 1,576 - 1,541	Allroad: 1,572 - 1,544
Boot capacity [l]	Front: 510	-	Front: 510	Allroad: 485
Fuel tank capacity [l]	Front: 50	-	Front: 50	Allroad: 55
Weights				
In running order with driver [kg]	1,345	-	1,400 1,408	1,569
In running order with driver [kg] Front/Rear	783/562	-	829/571 837/571	928/641
Maximum weight allowed [kg]	1,880	-	1,930 1,940	2,100
Maximum towing weight without brake [kg]	670	-	700	750
Maximum towing weight w/brake 8% [kg]	1,500	-	1,850 1,800	2,000
Maximum towing weight w/brake 12% [kg]	1,300	-	1,800 1,600	1,900

¹This engine will be available until w.43, 2020
²This engine will be available until w.47, 2020

For more information about official fuel consumption and CO₂ emissions values visit your local SEAT website.
Our global range of cars and product specifications varies from country to country. Please, visit your local SEAT website to know more about the product offer available for you.

Ateca.

The data shown
is provisional

Engine	2.0 TDI 150 HP (110 kW) CR MQ-6 Start/Stop¹ DSG-7 Start/Stop¹ DSG-7 4Drive Start/Stop²
Cylinder/Valve [Total]	4/16
Displacement [cc]	1,968
Cylinder bore and stroke [mm]	81.0/95.5
Compression ratio	16.2
Maximum power [kW (HP)]/rpm	110 (150)/3,500 - 4,000
Maximum torque [Nm/rpm]	340/1,750 - 3,000
Fuel supply system	Direct injection: Common Rail
Ignition	Compressed ignition
Atmospheric/Supercharged	Turbocharged
Fuel type	Diesel
Oil capacity in initial fill [l]	5.3
Emission control	EU6 DG
Alternator [A]	140 - 180
Battery [Ah/A]	68 - 70/380 - 420
Performance	
Maximum speed [km/h]	200 [5] 200 [6] 196 [6]
Acceleration 0-80 km/h [s]	6.2 6.2 5.7
Acceleration 0-100 km/h [s]	8.8 8.8 8.8
Acceleration 80-120 km/h [s] at V. max. Gear	10.4 11.5 12.8
Acceleration 1000 m [s]	30.9 30.9 31.0
Fuel consumption	
Urban [l/100 km]	-
Extra urban [l/100 km]	-
Combined [l/100 km] NEFZ	-
Combined [l/100 km] WLTP	-
CO₂ mass emission	
CO₂ Urban [g/km]	-
CO₂ Extra urban [g/km]	-
CO₂ Combined [g/km] NEFZ	-
CO₂ Combined [g/km] WLTP	-
Transmission	
Gearbox type	MQ350-6F DQ381-7F DQ381-7A
Ratios	3.769 3.579 3.579
	I 1.958 2.750 2.750
	II 1.257 1.677 1.677
	III 0.870 0.889 0.889
	IV 0.857 0.677 0.677
	V 0.717 0.722 0.722
	VI - 0.561 0.561

Transmission	2.0 TDI 150 HP (110 kW) CR MQ-6 Start/Stop¹ DSG-7 Start/Stop¹ DSG-7 4Drive Start/Stop²
	VII 2.769 2.750 2.750
	R -
Group 1 ratio	-
Group 2 ratio	-
Group 3 ratio	-
Speed 1000 rpm in IV/V/VI/VII [km/h]	-
Chassis	
Front suspension	Independent type McPherson, coil springs and hydraulic shock absorber
Rear suspension	Semirigid axle, coil springs and hydraulic shock absorber Multilink axle, coil springs and hydraulic shock absorber
Steering System	R-EPS (Rack Electric Power System); in XPERIENCE and FR: Progressive steering
Turning diameter [m]	10.8
Brake system	Dual hydraulic circuit and brake system diagonal split with brake booster
Front/Rear brake type	Front ventilated disc brakes and rear solid disc brakes
Front brakes [mm]	Ø 312×25
Rear brakes [mm]	Ø 272×10
Wheels	
Rims	6J×16 ET 43 - 7J×17 ET45/7J×18 ET45 - 8J×19 ET 45 6J×16 ET 43 - 7J×17 ET45/7J×18 ET45 - 8J×19 ET 45 7J×17 ET 45 - 7 J×18 ET45 - 8J×19 ET45
Tyres	215/55 R17 94V - 215/50 R18 92W - 235/40 R19 96Y 215/55 R17 94V - 215/50 R18 92W - 235/40 R19 96Y 225/55 R17 97V - 225/50 R18 95W - 245/40 R19 94W
Dimensions	
Body type	A-SUV
Length/width/height [mm]	Front: 4,381/1,841/1,601 [roof] - 1,615 [roof rails] Front: 4,381/1,841/1,601 [roof] - 1,615 [roof rails] Allroad: 4,381/1,841/1,611 [roof] - 1,625 [roof rails]
Wheelbase [mm]	Front: 2,638 Front: 2,638 Allroad: 2,630
Front/Rear track [mm]	Front: 1,576 - 1,541 Front: 1,576 - 1,541 Allroad: 1,572 - 1,544
Boot capacity [l]	Front: 510 Front: 510 Allroad: 485
Petrol tank capacity [l]	Front: 50 Front: 50 Allroad: 55
Weights	
In running order with driver [kg]	1,483 1,514 1,598
In running order with driver [kg] Front/Rear	898/585 930/584 948/650
Maximum weight allowed [kg]	1,990 2,030 2,130
Maximum towing weight without brake [kg]	740 750 750
Maximum towing weight w/brake 8% [kg]	1,900 1,900 2,100
Maximum towing weight w/brake 12% [kg]	1,800 1,800 2,100

¹This engine will be available until w.47, 2020

²This engine will be available until w.43, 2020

For more information about official fuel consumption and CO₂ emissions values visit your local SEAT website.
Our global range of cars and product specifications varies from country to country. Please, visit your local SEAT website to know more about the product offer available for you.

Engine specs.

The data shown
is provisional

Petrol	Reference	Style	XPERIENCE	FR
1.0 EcoTSI 115 HP [85 kW] MQ-6 Start/Stop ¹	○	○	○	○
1.4 EcoTSI 150 HP [110 kW] AQ300 Start/Stop	-	○	○	○
1.5 EcoTSI 150 HP [110 kW] MQ-6 Start/Stop	-	○	○	○
1.5 EcoTSI 150 HP [110 kW] DSG-7 Start/Stop	-	○	○	○
2.0 EcoTSI 190 HP [140 kW] DSG-7 4Drive Start/Stop ²	-	-	○	○
Diesel				
2.0 TDI 150 HP [110 kW] CR MQ-6 Start/Stop ²	-	○	○	○
2.0 TDI 150 HP [110 kW] CR DSG-7 Start/Stop ²	-	○	○	○
2.0 TDI 150 HP [110 kW] CR DSG-7 4Drive Start/Stop ¹	-	○	○	○


○ Optional
- Not available

¹ This engine will be available until w.43, 2020.

² This engine will be available until w.47, 2020.

For more information about official fuel consumption and CO₂ emissions values visit your local SEAT website. Our global range of cars and product specifications varies from country to country. Please, visit your local SEAT website to know more about the product offer available for you.

Dimensions.



* Model with 215/60 R16 ET43



SEAT is committed to a policy of continuous product development and reserves the right to make changes to specifications, colours and prices without notice. The information in this brochure can therefore be given as guidance only. While SEAT makes every effort to ensure that specifications are accurate at the time of publication, you should always check with your authorised SEAT Partner for the latest information. Due to limitations of the printing process the colours reproduced in this brochure may vary slightly from the actual paint colour and material. This vehicle and all its parts, as well as the original spares, were designed according to the Legal Regulations governing the prevention and minimisation of Environmental Impact, through the use of recycled/ recyclable materials, with measures taken to achieve suitable recycling for the conservation and improvement of environmental quality.

07/2020. Printed in Spain.

