

Note: the complete equipment which is to be fitted is shown.

	Airbag		Stored gas inflator		Seat belt pretensioner		SRS control unit		Pedestrian protection active system
	Automatic rollover protection system		Gas strut / Preloaded spring		High strength zone		Zone requiring special attention		
	Battery low voltage		Ultra-capacitor, low-voltage		Fuel tank		Gas tank		Safety valve
	Battery pack, high-voltage		High voltage power cable		High voltage device that disconnects high voltage		Fuse box Deactivation High-voltage system		High voltage component
	Fuel tank content gasoline/ethanol		Gas tank with gas type indication (CNG)		Manual gas shut-off valve with gas type indication (CNG)		Lifting point; central support		

Brand	Type	Stage	Launch year	Internal reference	Creation date	Version/output	Version nr.	Page
SEAT	Leon	1	2021	VSS-KL80T53	20/10/2020	01/02/2021	1	1 of 4

## 1. Identification / recognition


Fuel tank filling point (Gasoline + CNG)



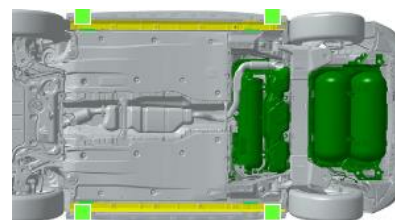
## 2. Immobilisation / stabilisation / lifting

### Immobilising the vehicle

Press button "P" (park) and operate handbrake



### Lifting points



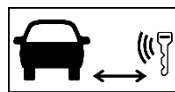
- Suitable lifting points
- Gas tank

## 3. Disable direct hazards / safety regulations

### Switch off motor



Press START-STOP button without operating the brake pedal



A code card or a smartphone app may be used instead of a remote control key.



### Manual gas tank shut-off



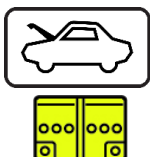
Access to tanks: remove plastic covers.

Locate tank safety valves (see page 1).

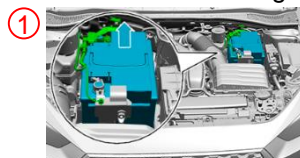
Close the safety valves (5 mm open-end wrench or ring wrench).



### Disconnect the vehicle's electrical system (12V battery)

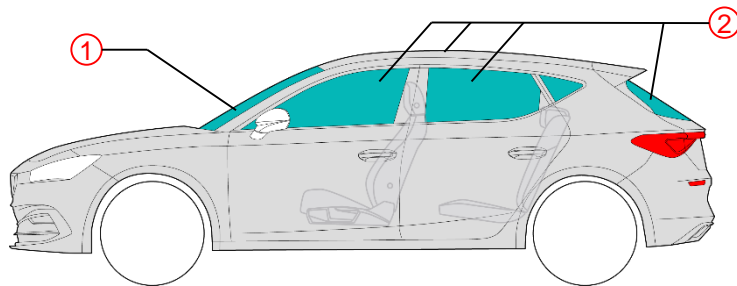


Disconnect first the negative pole (-) and then the positive pole (+) of the on-board battery.



Brand	Type	Stage	Launch year	Internal reference	Creation date	Version/output	Version nr.	Page
SEAT	Leon	1	2021	VSS-KL80T53	20/10/2020	01/02/2021	1	2 of 4

#### 4. Access to the occupants



#### Glazing:

- ① Laminated glass
- ② Single-pane safety glass

#### 5. Stored energy / liquids / gases / solids

		max. 260 bar
		9 l
		12 V

#### 6. In case of fire



The overpressure fuses in the gas tanks open at about 110°C (blowing noise). After approximately 90 seconds, the tanks are empty. Wear suitable personal protective equipment!



#### 7. In case of submersion




After recovering a vehicle from water, deactivate the high-voltage system (see chapter 3) and let the water drain away. Wear suitable protective equipment!

#### 8. Towing / transportation / storage

In the event of a gas leak, close the tanks (see chapter 3).

Brand	Type	Stage	Launch year	Internal reference	Creation date	Version/output	Version nr.	Page
SEAT	Leon	1	2021	VSS-KL80T53	20/10/2020	01/02/2021	1	3 of 4

### 9. Important additional information

	<p>Guarantee fire protection with adequate means following the instructions of the operations manager.</p>
	<p>Collect spilled operating media and liquids as instructed by the Operations Manager, or spread sand / binder around the vehicle to prevent their spread.</p>
	<p>Avoid direct skin contact with operating fluids and media.</p>

### 10. Explanation of pictograms used

 <p>Inflamable</p>	 <p>Explosivo</p>	 <p>Peligro grave para la salud</p>	 <p>Peligro para el medio ambiente</p>	 <p>Gas a presión</p>	 <p>Vehículo de combustible líquido del grupo 2</p>	 <p>Vehículo a CNG</p>
 <p>Tubería de gas (genérica)</p>	 <p>Usar agua para extinción del fuego</p>	 <p>Usar extintor húmedo para extinción del fuego</p>	 <p>Usar extintor de polvo ABC para extinción del fuego</p>	 <p>Capó</p>	 <p>Usar cámara térmica infrarroja</p>	 <p>Alejar la llave inteligente</p>

Brand	Type	Stage	Launch year	Internal reference	Creation date	Version/output	Version nr.	Page
SEAT	Leon	1	2021	VSS-KL80T53	20/10/2020	01/02/2021	1	4 of 4