

Information: the illustration shows the maximum possible range of equipment.

	Airbag		Gas generator		Belt tensioner		SRS control unit		Active pedestrian protection system
	Automatic rollover support system		Gas strut / pre-tensioned spring		High-strength area		Special attention		
	Low-voltage battery		Low-voltage ultra-condenser		Fuel tank		Gas tank		Safety valve
	High-voltage battery		High-voltage cables		High-voltage device to the high-voltage shutdown system		Fuse box Deactivation High-voltage system		High-voltage super-condenser

Brand	Type	Step	Year of market entry	Internal reference	Creation date	Edition	Version no.	Page
SEAT	Leon	1	2020	VSS-KL80K50	15/02/2019	01/12/2020	4	1 of 3

### 1. Identification / recognition

Logo


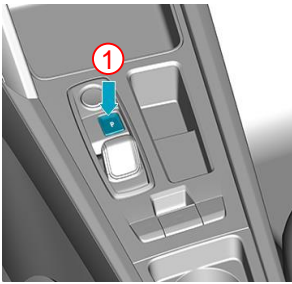


It is possible that no logo is present


### 2. Immobilisation / stabilisation / lifting


#### Immobilising the vehicle

Press button "P" (park) and operate handbrake.



#### Lifting points

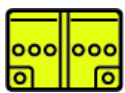


 Suitable lifting points

### 3. Disable direct hazards / safety regulations

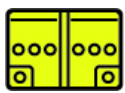
Turn the ignition off

#### Deactivation of the 12-volt vehicle current supply




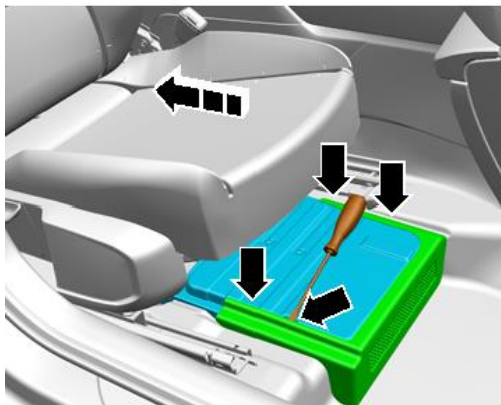
Open the bonnet  
Locate the 12-volt vehicle battery  
Disconnect negative battery terminal (-)

#### Deactivation of the 48-volt vehicle current supply



LI ION

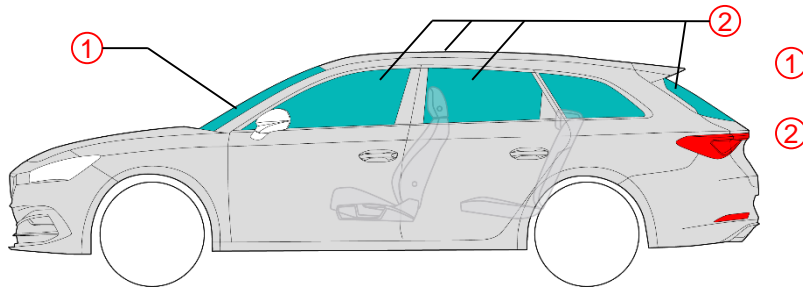
Disconnect the 48-volt lithium-ion battery:



The 48-volt vehicle electrical system is automatically deactivated in accidents involving the triggering of the airbag.

Brand	Type	Step	Year of market entry	Internal reference	Creation date	Edition	Version no.	Page
SEAT	Leon	1	2020	VSS-KL80K50	15/02/2019	01/12/2020	4	2 of 3

### 4. Access to the occupants



#### Glazing:

① Laminated glass

② Single-pane safety glass

### 5. Stored energy / liquids / gases / solids

 	  	Maximum of 55l
	  	12 V
 <b>LI ION</b>	   	48 V as an option











### 6. In case of fire



Lithium-ion batteries may catch fire both spontaneously and after a delay in time due to damage or improper handling. They may also may re-ignite after the fire has been extinguished. Wear suitable personal protective equipment!



### 10. Explanation of pictograms used

 Flammable	 Explosive	 Corrosives	 Hazardous to the human health	 environmental hazard	 Petrol fuel	 Diesel fuel	 General warning sign
 Use thermal Infrared camera	<b>LI ION</b> Lithium-ion battery	 Use water to extinguish the fire					

Brand	Type	Step	Year of market entry	Internal reference	Creation date	Edition	Version no.	Page
SEAT	Leon	1	2020	VSS-KL80K50	15/02/2019	01/12/2020	4	3 of 3